

**b70 & b79
Firmware Update
step by step**



Step 1 – Go to Download Page

- DE: Laden Sie die Firmware herunter
- EN: Download firmware
- CZ: Pobierz Firmware ze strony
- ES: Descarga el Firmware de
- FR: Téléchargez en cliquant sur le lien suivant
- IT: Scarica Firmware da
- NL: Download Firmware via
- PT: Transfira a Firmware a partir de
- RU: Скачайте приложение Firmware, перейдя по ссылке

www.bernette.com/support

Step 2 – Save to USB and insert to machine

1



*

ZH_ES230_v01.fw

2



**



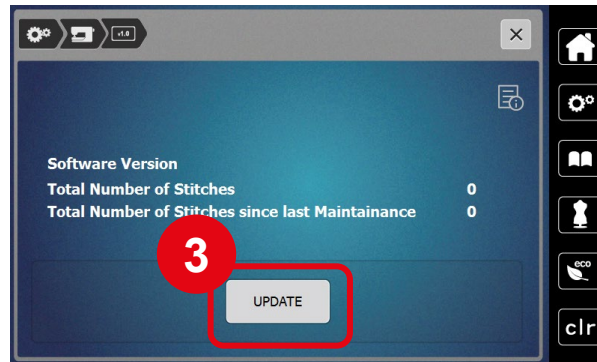
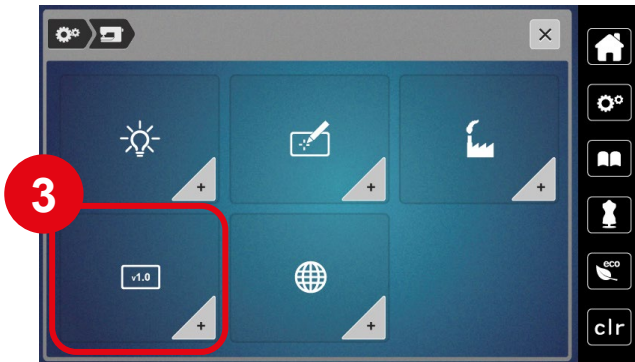
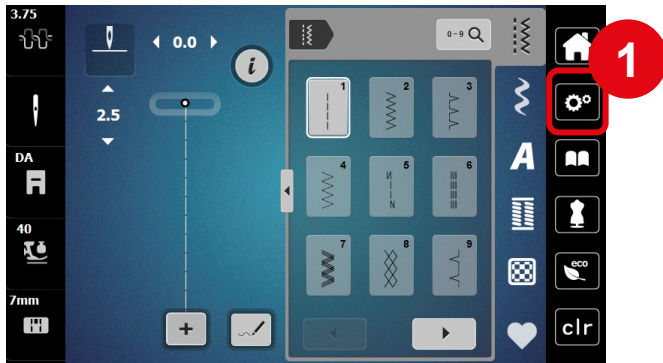
3




* Unzipped

** Fat32, max.16 GB, BERNINA USB stick recommended

Step 3 – Open Settings and Start Update




Step 4 – Your machine is Updating

 ~ 15 – 20 Min.

bernette

SWISS DESIGN

— USER UPDATE —



In case of error

